



Vent-Free Gas Log Sets

Slope Glaze Series

Contour Series

White Mountain Hearth Refractory Ponderosa Log Set (LS-24P) shown with Vent-Free Slope Glaze Burner System (VFSR-24)



Slope Glaze Burners and Matching Log Sets

Our popular Slope Glaze Burners contain ceramic beads which tumble the gas to create exceptionally realistic flame movement. We offer ceramic fiber, traditional refractory concrete, and Burncrete® logs. Each log is hand-painted to bring out the rich detail.

Our Vent-Free Burners are approved for use in any certified vent-free firebox. They may be also installed in an existing wood-burning fireplace, with the damper closed, to operate as a vent-free heating system. For applications where you want the ambiance of a fire without the heat, our Millivolt and manual burners are also certified for installation as decorative vented log sets.

- 16, 18, 24 and 30-inch Vent-Free Burners – up to 38,000 Btu
- Millivolt (VFSR), Manual (VFSM), Intermittent Pilot (VFSE), and Variable Flame (VFSV) models
- Choose from Refractory, Ceramic Fiber, and Burncrete® Log Sets

Sassafras Refractory Log Set
(LS-24RS) with Vent-Free
Slope Glaze Burner System
(VFSR-24)



Super Sassafras Refractory
Log Set (LS-24RSS) with
Vent-Free Slope Glaze Burner
System (VFSR-24)



Ponderosa Refractory Log Set
(LS-24P) with Vent-Free Slope
Glaze Burner System (VFSR-24)



Slope Glaze Burners and Logs




Stacked Wildwood Refractory Log Set (LS24WRR) with Vent-Free Slope Glaze Burner System (VFSR-24)



Super Stacked Wildwood Refractory Log Set (LS24WRS) with Vent-Free Slope Glaze Burner System (VFSR-24)



Driftwood Burncrete® Log Set (LS-24CD) with Vent-Free Slope Glaze Burner System (VFSR-24)



Birch Burncrete® Log Set (LS-18B2) with Vent-Free Slope Glaze Burner System (VFSR-18)

Slope Glaze Burners and Logs

Charred Oak Ceramic Fiber Log Set (LS-24C2) with Vent-Free Slope Glaze Burner System (VFSR-24)



Super Charred Oak Ceramic Fiber Log Set (LS-24C2S) with Vent-Free Slope Glaze Burner System (VFSR-24)



Stacked Aged Oak Refractory Log Set (LS-24SRAO) with Vent-Free Slope Glaze Burner System (VFSR-24)



Birch Ceramic Fiber Log Set (LS-24B2) with Vent-Free Slope Glaze Burner System (VFSR-24)



Slope Glaze Burners and Logs

Log Sets (Require Slope Glaze Burner)

Model	Log Set Description	Required Burner Size	Fits Empire Firebox	Ship Wt. (lb)
Ceramic Fiber				
LS-18B2	Birch, 4-piece	18	VFD32FB, VFP32FB, VFS32FB	7
LS-24B2	Birch, 4-piece	24	VFD36FB, VFP36FB, VFS36FB	10
LS-30B2	Birch, 4-piece	30	VFD42FB, VFP42FB, VFS42FB	10
LS-16C	Charred Oak, 4-piece	16	VFD32FB, VFP32FB, VFS32FB	4
LS-18C2	Charred Oak, 4-piece	18	VFD32FB, VFP32FB, VFS32FB	6
LS-24C2	Charred Oak, 4-piece	24	VFD32FB, VFP32FB, VFS32FB	9
LS-30C2	Charred Oak, 4-piece	30	VFD36FB, VFP36FB, VFS36FB	9
LS-18C2S	Super Charred Oak, 6-piece	18	VFD32FB, VFP32FB, VFS32FB	7
LS-24C2S	Super Charred Oak, 6-piece	24	VFD36FB, VFP36FB, VFS36FB	13
LS-30C2S	Super Charred Oak, 6-piece	30	VFD42FB, VFP42FB, VFS42FB	13
Refractory				
LS-18SRAO	Stacked Aged Oak, 7-piece	18	VFD32FB, VFP32FB, VFS32FB	29
LS-24SRAO	Stacked Aged Oak, 7-piece	24	VFD36FB, VFP36FB, VFS36FB	35
LS-30SRAO	Stacked Aged Oak, 7-piece	30	VFD42FB, VFP42FB, VFS42FB	40
LS-18RS	Sassafras, 6-piece	18	VFD32FB, VFP32FB, VFS32FB	37
LS-24RS	Sassafras, 6-piece	24	VFD36FB, VFP36FB, VFS36FB	40
LS-30RS	Sassafras, 6-piece	30	VFD42FB, VFP42FB, VFS42FB	50
LS-18RSS	Super Sassafras, 7-piece	18	VFD32FB, VFP32FB, VFS32FB	52
LS-24RSS	Super Sassafras, 7-piece	24	VFD36FB, VFP36FB, VFS36FB	56
LS-30RSS	Super Sassafras, 7-piece	30	VFD42FB, VFP42FB, VFS42FB	66
LS-18P	Ponderosa, 13-piece	18	VFD32FB, VFP32FB, VFS32FB	47
LS-24P	Ponderosa, 13-piece	24	VFD36FB, VFP36FB, VFS36FB	51
LS-30P	Ponderosa, 13-piece	30	VFD42FB, VFP42FB, VFS42FB	64
LS-18WRR	Stacked Wildwood, 5-piece	18	VFD32FB, VFP32FB, VFS32FB	35
LS-24WRR	Stacked Wildwood, 5-piece	24	VFD36FB, VFP36FB, VFS36FB	42
LS-30WRR	Stacked Wildwood, 5-piece	30	VFD42FB, VFP42FB, VFS42FB	51
LS-18WRS	Super Stacked Wildwood, 7-piece	18	VFD32FB, VFP32FB, VFS32FB	39
LS-24WRS	Super Stacked Wildwood, 7-piece	24	VFD36FB, VFP36FB, VFS36FB	52
LS-30WRS	Super Stacked Wildwood, 7-piece	30	VFD42FB, VFP42FB, VFS42FB	57
Burncrete®				
LS-18CD	Driftwood, 8-piece	18	VFD32FB, VFP32FB, VFS32FB	27
LS-24CD	Driftwood, 10-piece	24	VFD36FB, VFP36FB, VFS36FB	33
LS-30CD	Driftwood, 10-piece	30	VFD42FB, VFP42FB, VFS42FB	39

Vent-Free Slope Glaze Burners

Model	Description	Log Length (inches)	Btu Input	Non-Empire Minimum Firebox Dimensions				Ship Wt. (lb)
				Front Width (inches)	Rear Width (inches)	Depth (inches)	Height (inches)	
Manual, Standing Pilot/Piezo								
VFSM-18	Slope Glaze Burner	18	32,000	32	21	14	17	22
VFSM-24	Slope Glaze Burner	24	36,000	34	27	14	18	25
VFSM-30	Slope Glaze Burner	30	38,000	38	30	14	20	32
On/Off Millivolt, Standing Pilot								
VFSR-16	Slope Glaze Burner	16	25,000	24	18	11 1/2	18	18
VFSR-18	Slope Glaze Burner	18	32,000	28	17	14	17	24
VFSR-24	Slope Glaze Burner	24	36,000	30	23	14	18	27
VFSR-30	Slope Glaze Burner	30	38,000	34	26	14	20	30
Variable Flame, Includes Variable Remote, Standing Pilot/Piezo								
VFSV-16	Slope Glaze Burner	16	25,000	24	18	11 1/2	18	18
VFSV-18	Slope Glaze Burner	18	32,000	28	17	14	17	24
VFSV-24	Slope Glaze Burner	24	36,000	30	23	14	18	27
VFSV-30	Slope Glaze Burner	30	38,000	34	26	14	20	30
Intermittent Pilot, Includes Thermostat Variable Remote								
VFSE-18	Slope Glaze Burner	18	32,000	28	17	14	17	25
VFSE-24	Slope Glaze Burner	24	36,000	30	23	14	18	28
VFSE-30	Slope Glaze Burner	30	38,000	34	26	14	20	31

Vent-Free Contour Log Set/Burner Systems

These systems combine the burner and log set into one package. Because they require a minimum of just 12 inches firebox depth, these compact systems fit easily into most fireplaces.

- 18, 24 and 30-inch Vent-Free Burners – up to 40,000 Btu
- Millivolt (VFDR), Manual (VFDM), and Thermostat (VFDT) models
- Special 10,000 Btu Millivolt model for bedroom applications (where allowed by code)
- Choose Whiskey River Refractory or Flint Hill Ceramic Fiber model

Flint Hill Log Set

The Flint Hill Log Set features richly detailed, hand-painted Ceramic Fiber logs mounted atop our Vent-Free Contour Burner. Includes glowing embers to add to the illusion of a real wood fire at any heat setting.

This competitively priced log/burner is ideal for existing fireplaces and fireboxes and for new construction.



Flint Hill Ceramic Fiber Log Set and Vent-Free Burner Combination (VFDR-24-LB)

Log Set and Contour Burner Combos

Whiskey River Log Set

The Whiskey River Log set features the same burner and ember package as the Flint Hill but with chunky, hand-painted Refractory logs.

The Whiskey River set delivers rich warmth and bold looks to complement any style.

The Flint Hill and Whiskey River are also offered in 10,000 Btu models for bedroom applications, where allowed by code.



Whiskey River Refractory Log Set and Vent-Free Burner Combination (VFDR-18-LBW)

Vent-Free Contour Burner & Log Set Combinations

Model	Log Set Description	Btu Input	Fits Empire Model	Minimum Firebox Dimensions				Ship Wt. (lb)
				Front Width (inches)	Rear Width (inches)	Depth (inches)	Height (inches)	
VFDR-18LB10	Flint Hill, 5-piece	10,000	VFD32FB, VFP32, VFS32FB	28	17	12	17	21
VFD(M,R,T)-18LB	Flint Hill, 5-piece	28,000	VFD32FB, VFP32, VFS32FB	28	17	12	17	21
VFD(M,R,T)-24LB	Flint Hill, 5-piece	34,000	VFD32FB, VFP32, VFS32FB	30	23	12	18	22
VFD(M,R,T)-30LB	Flint Hill, 7-piece	40,000	VFD36FB, VFP36, VFS36FB	34	26	12	20	27
VFDR-18LBW10	Whiskey River, 7-piece	10,000	VFD32FB, VFP32, VFS32FB	28	17	12	17	48
VFD(M,R,T)-18LBW	Whiskey River, 7-piece	28,000	VFD32FB, VFP32, VFS32FB	28	17	12	17	48
VFD(M,R,T)-24LBW	Whiskey River, 7-piece	34,000	VFD32FB, VFP32, VFS32FB	30	23	12	18	54
VFD(M,R,T)-30LBW	Whiskey River, 7-piece	40,000	VFD36FB, VFP36, VFS36FB	34	26	12	20	67



White Mountain Hearth Stone River Log Set (LSU-24SF) on a Vent-Free Slope Glaze Vista Burner. Shown in a peninsula firebox with custom tile surround. The optional Large Log Embers Kit (EK-2) and Platinum Glowing Embers (PE20) add that extra spark of realism.

Multi-Sided Slope Glaze Burners and Matching Log Sets

Designed to fit see-through and peninsula fireboxes, our Vent-Free Slope Glaze Vista Burners provide a great view from any angle. Ceramic beads inside the burner tumble the gas to create exceptionally realistic flame movement.

- 18, 24 and 30-inch Vent-Free Vista Burners – up to 40,000 Btu
- Millivolt system Includes an on/off switch but will operate with Empire remote controls
- Choose from Rock Creek Refractory or Stone River Ceramic Fiber Log Sets
- Choose Millivolt or Intermittent Pilot

Multi-Sided Log Sets and Burners



Rugged Refractory logs give the Rock Creek Log Set (LSU-24RR) a rustic look on a grand scale.



Opposite Side View (above)
and End View (below)



Opposite Side View (above)
and End View (below)



The Stone River Ceramic Fiber Log Set (LSU-24SF) provides a different look from every angle.
The Vent-Free Slope Glaze Vista Burner (VFSUR-24) neatly conceals its controls behind a sliding panel.

Log Set Descriptions

Model	Log Set Description	Burner	Ship Wt. (lb)	Model	Log Set Description	Burner	Ship Wt. (lb)
Refractory				Ceramic Fiber			
LSU-18RR	Rock Creek, 9-Log	18	48	LSU-18SF	Stone River, 5-Log	18	6
LSU-24RR	Rock Creek, 11-Log	24	58	LSU-24SF	Stone River, 6-Log	24	9
LSU-30RR	Rock Creek, 11-Log	30	69	LSU-30SF	Stone River, 6-Log	30	10

Vent-Free Slope Glaze Vista Burner

Model	Description	Log Length (inches)	Btu Input	Non-Empire Minimum Firebox Dimensions				Ship Wt. (lb)
				Front Width (inches)	Rear Width (inches)	Depth (inches)	Height (inches)	
Millivolt, Remote Ready								
VFSUR-18	Slope Glaze Vista Burner, MV	18	36,000	22	22	17	17	34
VFSUR-24	Slope Glaze Vista Burner, MV	24	38,000	28	28	17	18	43
VFSUR-30	Slope Glaze Vista Burner, MV	30	40,000	32	32	17	18	49
VFSUE-18	Slope Glaze Vista Burner, IP	18	36,000	22	22	17	17	34
VFSUE-24	Slope Glaze Vista Burner, IP	24	38,000	28	28	17	18	43
VFSUE-30	Slope Glaze Vista Burner, IP	30	40,000	32	32	17	18	49

Loft Burner Systems

Loft Burners deliver a contemporary look with an artistic flair – by itself or accessorized to suit the room. Choose decorative tops and firebox liners, in reflective black or brushed stainless steel, and crushed glass in black polished, blue clear, and clear frost.

- 18, 24 and 30-inch Vent-Free Burners – up to 40,000 Btu
- Millivolt models include an on/off switch but will operate with Empire remote controls and thermostats
- Intermittent Pilot models include a variable flame height thermostat remote control with 30 percent turndown (for vent-free installation only)
- Special 10,000 Btu Millivolt model for bedroom applications (where allowed by code)

A vent-free Millivolt Loft Burner may also be installed as a decorative appliance in a vented fireplace to provide ambiance and light – but without the heat. In a vented installation, the burner cannot be operated by thermostat, and the flue damper must be blocked open. A damper clamp is included with all Loft burners. Because IP Loft Burners include a thermostat remote and may not be installed as decorative appliances, a non-thermostat remote is available.



Loft Series Vent-Free Burner (VFRL-24) with Stainless Steel Decorative Top (DT-24-SS). Shown in existing masonry firebox.


Loft Burner Decorative Accessories



Top Row left to right: No Decorative Options, Polished Black Decorative Top, Brushed Stainless Steel Decorative Top.
Bottom Row left to right: Blue Clear Decorative Glass, Medium Decorative Rocks and Accent Pebbles, Polished Black Decorative Glass.
(Clear Frost Decorative Glass shown on opposite page)

Loft Series Burners


Decorative Media




Topaz Clear Drops
One-inch



Onyx Solid Drops
One-inch




Blue Clear Crushed




Sangria Luster Droplets
1/2-inch



Glacier Ice Droplets
1/2-inch



Bronze Reflective Crushed



Clear Frost Crushed



Black Polished Crushed



Copper Reflective Crushed



Medium Rocks



Accent Pebbles



Loft Series Vent-Free Multi-sided burner (VFRU-24) with Clear Frost Decorative Glass (DG-30-CLF). Shown in a Vent-Free peninsula firebox with Flush Louvers.

Vent-Free Loft Series Burners

Model	Description	Btu Input	Fits Empire Fireboxes	Non-Empire Minimum Firebox Dimensions				Ship Wt. (lb)
				Front Width (inches)	Rear Width (inches)	Depth (inches)	Height (inches)	
On/Off Millivolt, Standing Pilot								
VFRL-18-10	Loft Burner, 18-inch	10,000	VF(D,P,S)32	28	21	13	17	13
VFRL-18	Loft Burner, 18-inch	26,000	VF(D,P,S)32	28	21	13	17	13
VFRL-24	Loft Burner, 24-inch	36,000	VF(D,P,S)36	34	27	13	18	15
VFRL-30	Loft Burner, 30-inch	40,000	VF(D,P,S)42	40	33	13	20	18
Intermittent Pilot, Includes Thermostat Variable Remote Control								
VFIL-18	Loft Burner, 18-inch	26,000	VF(D,P,S)32	28	21	13	17	14
VFIL-24	Loft Burner, 24-inch	36,000	VF(D,P,S)36	34	27	13	18	16
VFIL-30	Loft Burner, 30-inch	40,000	VF(D,P,S)42	40	33	13	20	18

Vent-Free Multi-Sided Loft Series Burners

Model	Description	Btu Input	Fits Empire Fireboxes	Non-Empire Minimum Firebox Dimensions				Ship Wt. (lb)
				Front Width (inches)	Rear Width (inches)	Depth (inches)	Height (inches)	
On/Off Millivolt, Standing Pilot								
VFRU-24	Multi-Sided Loft Burner, 24-inch	36,000	VFP36(S,P)B	32	32	17 1/2	18	21
Intermittent Pilot, Includes Thermostat Variable Remote Control								
VFIU-24	Multi-Sided Loft Burner, 24-inch	36,000	VFP36(S,P)B	32	32	17 1/2	18	20

Decorative Accessories for Loft Series Burners

Burner Size	Polished Black Decorative Top	Brushed SS Decorative Top	Decorative Media*				
			Black Polished Decorative Glass*	Blue Clear Decorative Glass*	Clear Frost Decorative Glass*	Medium Sized Decorative Rocks*	Accent Pebbles*
Standard Loft Burners							
18-inch	DT-18-PB	DT-18-SS	DG-1-BKP	DG-1-BUC	DG-1-CLF	DR-1-FMA	DRFPA
24-inch	DT-24-PB	DT-24-SS	DG-1-BKP	DG-1-BUC	DG-1-CLF	DR-1-FMA	DRFPA
30-inch	DT-30-PB	DT-30-SS	DG-1-BKP	DG-1-BUC	DG-1-CLF	DR-1-FMA	DRFPA
Multi-Sided Loft Burners							
24-inch	DTU-24-PB	DTU-24-SS	DG-1-BKP	DG-1-BUC	DG-1-CLF	DR-1-FMA	DRFPA

*Decorative Glass and Rocks cover about 1 sq. ft. Pebbles cover 1/2 sq. ft. Multiple packages will be required.

Control Accessories

Model	Description Note: Thermostats may not be used in vented applications	Ship Wt.
FRBC	Battery Operated Remote Control – On/Off	1
FRBTC2	Battery Operated Remote Control w/ Thermostat (not for vented applications)	1
FREC	Electric Remote Control – On/Off	1
FRBTP2	Programmable Remote Control, Battery Operated (not for vented applications)	2
FWS-1	Wall Switch – On/Off	1
TMV	Wall Thermostat, Millivolt - Reed Switch (not for vented applications)	2
TRW	Wireless Remote Wall Thermostat (not for vented applications)	2
Model	Non-Thermostat Remotes Replaces thermostat remote transmitter when installing a vent-free IP burner in a vented application.	Ship Wt.
FRIP	Battery Operated Non-Thermostat Remote Control Transmitter (Fits VFIL, VFNI, VFSE Burners)	1
FRIPXV	Battery Operated Non-Thermostat Remote Control Transmitter (Fits VFXV Burners)	1


Log Set Accessories

Model	Description	Ship Wt.
ADV110-6V	Adapter 110 AC to 6 Volt DC (fits VFSE Burners)	2
DCG-24-BL	Decorative Cast Grate, 24-inch, Black (Slope only)	10
EK-1	Ember Kit	4
EK-2	Large Log Ember Kit	8
ELH-1	Adjustable Fireplace Hood (28-inch to 48-inch) Black	5
PE20	Platinum Glowing Embers (1 set)	1
PE20-12	Platinum Glowing Embers (Box of 12)	2
LR-18	Riser, 2-inch, for Slope Glaze Burner, 18-inch	5
LR-24	Riser, 2-inch, for Slope Glaze Burner, 24-inch	6
LR-30	Riser, 2-inch, for Slope Glaze Burner, 30-inch	6

Gas Inlet	
Type of Gas	Natural or LP
Iron Pipe Size (N.P.T.)	3/8-inch
Ignition System	Standing Pilot/Piezo and Intermittent Pilot
Warranty	
All vented parts carry a three-year limited warranty.	
All vent-free parts carry a five-year limited warranty with a 5-year limited labor warranty.	
All remote controls carry a one-year limited parts warranty	
Installation and Safety	
Pilot equipped with automatic shut-off and Oxygen Depletion Sensor on Vent-Free Burners. Refer to your Owner's Manual for complete installation and safety information.	



Decorative Cast Grates (DCG-24-BL)



Log Riser (LR-24)



EK-1 Traditional Ember Bed Kit includes six burnt log pieces, white ash, and lava rock.



EK-2 Large Ember Kit available for Multi-sided log sets or large fireplaces.

Member of the following industry associations:



This appliance is design-certified to the ANSI standard by:



SINCE 1932

918 Freeburg Ave.
Belleville, IL 62220-2623
e-mail: info@empirecomfort.com

Empire is committed to continuous product improvement; specifications are subject to change without notice. Dimensions in this brochure are approximate; read and follow the framing dimensions in the owners manual supplied with your Empire product. Flame size, shape, and color will vary from photos. Log Sets shown with Platinum Glowing Embers (PE20) and Ember Bed Kit (EK-1).

WMH-00046 2/11/20